



26



H. ESSERS Belgian Truck Grand Prix

Circuit Zolder, length 4000 m

13. September - 15. September 2019

FIA European Truck Racing Championship

Result warm up saturday,

FIA-Visa No.: 6ETRC- BEL06.09.2019

POS	No.	CL.	Name (NAT) Entrent (NAT)	Make Team	Laps %	Fastest Gap	Lap Diff	km/h
1	1		Jochen HAHN (DEU) Jochen Hahn (DEU)	IVECO Die Bullen von IVECO Magirus	6 100.00	1:58.979		121.030
2	55		Adam LACKO (CZE) Buggyra Racing (CZE)	FREIGHTLINER BUGGYRA Racing 1969	7 100.39	1:59.438 00.459	00.459	120.565
3	23		Antonio ALBACETE (ESP) Truck Sport Lutz Bernau (DEU)	MAN Löwen Power	7 100.40	1:59.452 00.473	00.014	120.551
4	30		Sascha LENZ (DEU) Sascha Lenz (DEU)	MAN Löwen Power	7 100.47	1:59.544 00.565	00.092	120.458
5	77		Rene REINERT (DEU) René Reinert (DEU)	IVECO	7 100.48	1:59.552 00.573	00.008	120.450
6	5		Norbert KISS (HUN) Tankpool 24 Racing (DEU)	MERCEDES BENZ Tankpool 24 Racing	7 100.71	1:59.819 00.840	00.267	120.181
7	44		Stephanie HALM (DEU) TEAM SCHWABENTRUCK RACING (DEU)	IVECO Die Bullen von IVECO Magirus	8 101.23	2:00.437 01.458	00.618	119.565
8	11		Andre KURSIM (DEU) André Kursim (DEU)	IVECO	7 101.33	2:00.566 01.587	00.129	119.437
9	14		José J.RODRIGUES (PRT) José Fernando de Araujo Rodrigues (PRT)	MAN Reboconort Truck Racing Team	7 101.48	2:00.734 01.755	00.168	119.270
10	24		Fabio CITIGNOLA (DEU) Tankpool 24 Racing (DEU)	MERCEDES BENZ Tankpool 24 Racing	7 102.14	2:01.523 02.544	00.789	118.496
11	37		Terry GIBBON (GBR) Terry Gibbon (GBR)	MAN	7 102.53	2:01.984 03.005	00.461	118.048
12	7		Jamie ANDERSON (GBR) Jamie Anderson (GBR)	MAN	6 102.89	2:02.415 03.436	00.431	117.633
13	38		José Eduardo Teixeir J.E.RODRIGUES (PR1) José Eduardo Teixeira Rodrigues (PRT)	MAN Reboconort Truck Racing Team	7 103.00	2:02.550 03.571	00.135	117.503
14	69	RBR	David JENKINS (GBR) David Jenkins (GBR)	MAN	7 103.44	2:03.070 04.091	00.520	117.007
15	64		Luis RECUENCO (ESP) Truck Sport Lutz Bernau (DEU)	MAN	7 103.50	2:03.138 04.159	00.068	116.942
16	15	RBR	Erwin KLEINNAGELVOORT (NLD) Erwin Klein Nagelvoort (NLD)	SCANIA	7 103.70	2:03.382 04.403	00.244	116.711
17	22		Oliver JANES (GBR) Buggyra Racing (CZE)	FREIGHTLINER BUGGYRA Racing 1969	4 107.10	2:07.421 08.442	04.039	113.011
18	19		Dominique ORSINI (FRA) Dominique Orsini (FRA)	MERCEDES BENZ	6 108.91	2:09.582 10.603	02.161	111.127

FIA Race Director: Tony IDDON	Stewards:	FIA Chief Timekeeper:	Publication time: 14.9.2019
--------------------------------------	-----------	-----------------------	--------------------------------

Subject to final scrutineering !



Timekeeping and Dataservice: wige SOLUTIONS GmbH & Co. KG, Meckenheim (GER)

Page 1

wige SOLUTIONS

Chief timekeeping: Yasin Özer, München (GER), yasin.oezer@wige.de

printed : 14.9.2019 - 9:22



H. ESSERS Belgian Truck Grand Prix

Circuit Zolder, length 4000 m

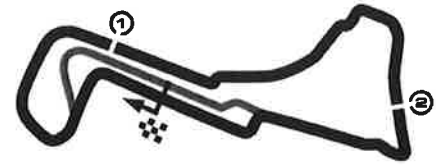
13. September - 15. September 2019

FIA European Truck Racing Championship

Best Sector Times warm up saturday

FIA-Visa No.: 6ETRC- BEL06.09.2019

Pos.	sector 1		sector 2		sector 3		theoretical and best lap time							
	No	Driver	Time	No	Driver	Time	No	Driver	theoretical	Best	Pos			
1	1	HAHN J.	37.964	5	KISS N.	44.002	1	HAHN J.	36.981	1	HAHN J.	1:58.979	1:58.979	1
2	55	LACKO A.	38.029	77	REINERT R.	44.018	30	LENZ S.	37.024	55	LACKO A.	1:59.280	1:59.438	2
3	44	HALM S.	38.167	1	HAHN J.	44.034	23	ALBACETE A.	37.041	30	LENZ S.	1:59.406	1:59.544	4
4	23	ALBACETE A.	38.168	30	LENZ S.	44.146	55	LACKO A.	37.071	23	ALBACETE A.	1:59.452	1:59.452	3
5	11	KURSIM A.	38.211	55	LACKO A.	44.180	77	REINERT R.	37.235	77	REINERT R.	1:59.529	1:59.552	5
6	30	LENZ S.	38.236	23	ALBACETE A.	44.243	44	HALM S.	37.315	5	KISS N.	1:59.819	1:59.819	6
7	77	REINERT R.	38.276	14	J.RODRIGUES J.	44.490	14	J.RODRIGUES J.	37.370	44	HALM S.	2:00.118	2:00.437	7
8	64	RECUENCO L.	38.338	11	KURSIM A.	44.516	5	KISS N.	37.424	11	KURSIM A.	2:00.187	2:00.566	8
9	5	KISS N.	38.393	24	CITIGNOLA F.	44.557	11	KURSIM A.	37.460	14	J.RODRIGUES J.	2:00.734	2:00.734	9
10	7	ANDERSON J.	38.760	44	HALM S.	44.636	37	GIBBON T.	37.794	24	CITIGNOLA F.	2:01.345	2:01.523	10
11	14	J.RODRIGUES J.	38.874	7	ANDERSON J.	44.938	38	J.E.RODRIGUES J.	37.808	7	ANDERSON J.	2:01.640	2:02.415	12
12	24	CITIGNOLA F.	38.890	37	GIBBON T.	45.000	69	JENKINS D.	37.813	37	GIBBON T.	2:01.782	2:01.984	11
13	37	GIBBON T.	38.988	38	J.E.RODRIGUES J.	45.332	24	CITIGNOLA F.	37.898	64	RECUENCO L.	2:02.345	2:03.138	15
14	69	JENKINS D.	39.036	69	JENKINS D.	45.785	7	ANDERSON J.	37.942	38	J.E.RODRIGUES J.	2:02.550	2:02.550	13
15	15	KLEINNAGELVOOR	39.075	64	RECUENCO L.	45.791	64	RECUENCO L.	38.216	69	JENKINS D.	2:02.634	2:03.070	14
16	38	J.E.RODRIGUES J.	39.410	15	KLEINNAGELVOOR	45.829	15	KLEINNAGELVOOR	38.358	15	KLEINNAGELVOOR	2:03.262	2:03.382	16
17	19	ORSINI D.	40.396	22	JANES O.	45.975	22	JANES O.	40.476	22	JANES O.	2:07.421	2:07.421	17
18	22	JANES O.	40.970	19	ORSINI D.	48.023	19	ORSINI D.	41.163	19	ORSINI D.	2:09.582	2:09.582	18



H. ESSERS Belgian Truck Grand Prix

Circuit Zolder, length 4000 m

13. September - 15. September 2019

FIA European Truck Racing Championship

Lap Analysis warm up saturday,

FIA-Visa.No.: 6ETRC- BEL06.09.2019

1 Jochen HAHN , IVECO / DEU

Theoretische Bestzeit: 1:58.97

Lap	Time	S1	S2	S3	Lap	Time	S1	S2	S3
1	3:20.939		1:00.910	49.818	4	2:00.542	38.255	44.387	37.900
2	2:46.397	50.945	1:07.177	48.275	5	1:58.979	37.964	44.034	36.981
3	2:36.285	49.380	1:00.253	46.652	6	2:54.799	50.864	1:05.335	58.600

5 Norbert KISS , MERCEDES BENZ / HUN

Theoretische Bestzeit: 1:59.81

Lap	Time	S1	S2	S3	Lap	Time	S1	S2	S3
1	3:24.124		57.172	45.931	5	2:05.467	40.464	45.280	39.723
2	2:04.832	39.074	46.669	39.089	6	1:59.819	38.393	44.002	37.424
3	2:11.908	42.365	44.676	44.867	7	2:50.995	41.275	1:03.395	
4	2:01.797	38.578	44.162	39.057					

7 Jamie ANDERSON , MAN / GBR

Theoretische Bestzeit: 2:01.64

Lap	Time	S1	S2	S3	Lap	Time	S1	S2	S3
1	3:30.307		1:01.881	50.948	4	2:02.415	38.951	44.951	38.513
2	2:06.111	40.034	46.324	39.753	5	2:15.405	38.822	45.100	
3	2:02.591	38.760	45.318	38.513	6	3:27.834	2:04.954	44.938	37.942

11 Andre KURSIM , IVECO / DEU

Theoretische Bestzeit: 2:00.18

Lap	Time	S1	S2	S3	Lap	Time	S1	S2	S3
1	3:00.801		55.101	49.088	5	2:02.991	38.267	44.729	39.995
2	2:01.254	38.211	44.817	38.226	6	2:00.802	38.238	44.516	38.048
3	2:23.202	47.747	54.420	41.035	7	2:00.566	38.318	44.788	37.460
4	2:14.458	38.503	52.211	43.744					

14 José J.RODRIGUES , MAN / PRT

Theoretische Bestzeit: 2:00.73

Lap	Time	S1	S2	S3	Lap	Time	S1	S2	S3
1	3:21.119		1:00.294	47.629	5	2:22.563	43.974	56.649	41.940
2	2:16.156	41.861	50.062	44.233	6	2:00.734	38.874	44.490	37.370
3	2:06.583	40.166	45.996	40.421	7	3:01.062	51.509	1:12.684	56.869
4	2:02.788	39.465	45.129	38.194					

15 Erwin KLEINAGELVOORT , SCANIA / NLD

Theoretische Bestzeit: 2:03.26

Lap	Time	S1	S2	S3	Lap	Time	S1	S2	S3
1	3:33.804		1:02.517	52.674	5	2:03.516	39.329	45.829	38.358
2	2:09.377	41.194	48.706	39.477	6	2:03.382	39.075	45.835	38.472
3	2:05.485	40.125	46.537	38.823	7	2:03.755	39.256	45.857	38.642
4	2:05.596	40.127	46.432	39.037					

19 Dominique ORSINI , MERCEDES BENZ / FRA

Theoretische Bestzeit: 2:09.58

Lap	Time	S1	S2	S3	Lap	Time	S1	S2	S3
1	3:36.160		57.541	52.703	4	2:11.274	41.139	48.583	41.552
2	2:12.995	41.646	49.838	41.511	5	2:09.582	40.396	48.023	41.163
3	2:11.797	41.229	48.969	41.599	6	2:32.256	42.087	49.299	

22 Oliver JANES , FREIGHTLINER / GBR

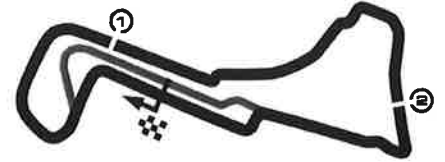
Theoretische Bestzeit: 2:07.42

Lap	Time	S1	S2	S3	Lap	Time	S1	S2	S3
1	3:44.633		1:13.085	45.343	3	2:07.421	40.970	45.975	40.476
2	2:25.042	44.789	53.415	46.838	4	2:49.246	45.936	1:00.510	

23 Antonio ALBACETE , MAN / ESP

Theoretische Bestzeit: 1:59.45

Lap	Time	S1	S2	S3	Lap	Time	S1	S2	S3
1	2:24.512		49.472	41.267	5	2:06.193	41.600	47.164	37.429
2	2:11.033	40.566	50.778	39.689	6	1:59.452	38.168	44.243	37.041
3	2:34.080	38.864	54.697	1:00.519	7	2:25.215	42.987	57.411	44.817
4	2:03.458	41.101	44.883	37.474					



H. ESSERS Belgian Truck Grand Prix

Circuit Zolder, length 4000 m

13. September - 15. September 2019

FIA European Truck Racing Championship

Lap Analysis warm up saturday,

FIA-Visa.No.: 6ETRC- BEL06.09.2019

24 Fabio CITIGNOLA , MERCEDES BENZ / DEU

Theoretische Bestzeit: 2:01.34

Lap	Time	S1	S2	S3	Lap	Time	S1	S2	S3
1	3:25.426		57.148	46.686	5	2:03.810	39.143	45.526	39.141
2	2:06.308	40.180	46.721	39.407	6	2:01.523	38.890	44.735	37.898
3	2:10.917	40.522	45.149	45.246	7	2:50.323	39.411	1:03.378	
4	2:02.498	39.182	44.557	38.759					



H. ESSERS Belgian Truck Grand Prix

Circuit Zolder, length 4000 m

13. September - 15. September 2019

FIA European Truck Racing Championship

Lap Analysis warm up saturday,

FIA-Visa.No.: 6ETRC- BEL06.09.2019

30 Sascha LENZ , MAN / DEU

Theoretische Bestzeit: 1:59.40

Lap	Time	S1	S2	S3	Lap	Time	S1	S2	S3
1	3:29.089		1:01.920	50.635	5	2:15.755	39.225	45.870	50.660
2	2:06.267	39.716	46.682	39.869	6	1:59.544	38.374	44.146	37.024
3	2:00.383	38.236	44.578	37.569	7	2:31.414	38.414	59.470	53.530
4	2:00.783	38.356	44.608	37.819					

37 Terry GIBBON , MAN / GBR

Theoretische Bestzeit: 2:01.78

Lap	Time	S1	S2	S3	Lap	Time	S1	S2	S3
1	2:44.349		49.543	40.526	5	2:02.398	38.988	45.540	37.870
2	2:07.060	40.477	46.505	40.078	6	2:01.984	39.190	45.000	37.794
3	2:05.391	39.786	46.228	39.377	7	2:04.049	39.226	45.416	39.407
4	2:03.228	39.745	45.093	38.390					

38 José Eduardo Teixeira J.E.RODRIGUES , MAN / PRT

Theoretische Bestzeit: 2:02.55

Lap	Time	S1	S2	S3	Lap	Time	S1	S2	S3
1	3:06.813		58.319	54.156	5	2:03.651	39.730	45.865	38.056
2	2:10.201	42.382	48.337	39.482	6	2:02.550	39.410	45.332	37.808
3	2:05.727	40.633	46.695	38.399	7	3:00.809	44.185	1:08.984	
4	2:06.022	39.957	46.018	40.047					

44 Stephanie HALM , IVECO / DEU

Theoretische Bestzeit: 2:00.11

Lap	Time	S1	S2	S3	Lap	Time	S1	S2	S3
1	2:28.952		49.379	38.752	5	2:01.254	38.415	44.952	37.887
2	2:03.865	38.863	46.055	38.947	6	2:00.437	38.486	44.636	37.315
3	2:01.942	38.842	44.938	38.162	7	2:00.541	38.325	44.882	37.334
4	2:00.835	38.423	44.796	37.616	8	2:27.299	38.167	54.171	54.961

55 Adam LACKO , FREIGHTLINER / CZE

Theoretische Bestzeit: 1:59.28

Lap	Time	S1	S2	S3	Lap	Time	S1	S2	S3
1	3:16.865		59.759	45.291	5	1:59.438	38.187	44.180	37.071
2	2:10.014	40.898	47.885	41.231	6	2:40.533	45.775	1:02.722	52.036
3	2:00.992	38.620	44.677	37.695	7	1:59.632	38.029	44.274	37.329
4	2:39.655	47.202	1:06.518	45.935					

64 Luis RECUENCO , MAN / ESP

Theoretische Bestzeit: 2:02.34

Lap	Time	S1	S2	S3	Lap	Time	S1	S2	S3
1	2:42.260		48.120	38.920	5	2:43.559	49.019	54.159	
2	2:04.692	39.515	45.791	39.386	6	2:47.755	1:13.428	52.350	41.977
3	2:03.138	38.983	45.933	38.222	7	2:05.370	38.338	48.816	38.216
4	2:19.887	38.949	49.963	50.975					

69 David JENKINS , MAN / GBR

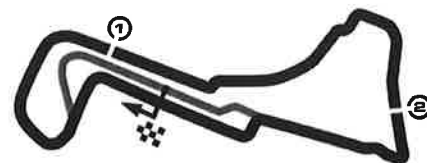
Theoretische Bestzeit: 2:02.63

Lap	Time	S1	S2	S3	Lap	Time	S1	S2	S3
1	3:23.315		1:00.849	47.922	5	2:03.326	39.338	45.785	38.203
2	2:05.733	39.513	46.772	39.448	6	2:04.223	39.036	46.202	38.985
3	2:03.992	39.603	45.865	38.524	7	2:04.625	39.780	46.093	38.752
4	2:03.070	39.413	45.844	37.813					

77 Rene REINERT , IVECO / DEU

Theoretische Bestzeit: 1:59.52

Lap	Time	S1	S2	S3	Lap	Time	S1	S2	S3
1	2:56.980		51.944	47.286	5	2:06.421	38.276	47.770	40.375
2	2:01.713	38.571	44.708	38.434	6	1:59.552	38.299	44.018	37.235
3	2:00.642	38.409	44.230	38.003	7	2:21.332	44.200	54.181	42.951
4	2:21.734	46.477	53.409	41.848					



H. ESSERS Belgian Truck Grand Prix

Circuit Zolder, length 4000 m

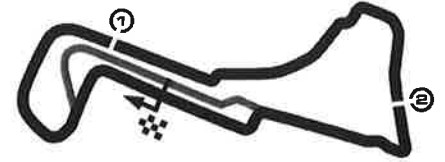
13. September - 15. September 2019

FIA European Truck Racing Championship

Lap by Lap warm up saturday,

FIA-Visa.No.: 6ETRC- BEL06.09.2019

1 Jochen HAHN , IVECO TITAN / DEU															
1	3:20.939	2	2:46.397	3	2:36.285	4	2:00.542	5	1:58.979	6	2:54.799				
5 Norbert KISS , MERCEDES BENZ TITAN / HUN															
1	3:24.124	2	2:04.832	3	2:11.908	4	2:01.797	5	2:05.467	6	1:59.819	pit	2:50.995		
7 Jamie ANDERSON , MAN CHROME / GBR															
1	3:30.307	2	2:06.111	3	2:02.591	4	2:02.415	pit	2:15.405	6	3:27.834				
11 Andre KURSIM , IVECO TITAN / DEU															
1	3:00.801	2	2:01.254	3	2:23.202	4	2:14.458	5	2:02.991	6	2:00.802	7	2:00.566		
14 José J.RODRIGUES , MAN TITAN / PRT															
1	3:21.119	2	2:16.156	3	2:06.583	4	2:02.788	5	2:22.563	6	2:00.734	7	3:01.062		
15 Erwin KLEINAGELVOORT , SCANIA CHROME / NLD															
1	3:33.804	2	2:09.377	3	2:05.485	4	2:05.596	5	2:03.516	6	2:03.382	7	2:03.755		
19 Dominique ORSINI , MERCEDES BENZ CHROME / FRA															
1	3:36.160	2	2:12.995	3	2:11.797	4	2:11.274	5	2:09.582	pit	2:32.256				
22 Oliver JANES , FREIGHTLINER CHROME / GBR															
1	3:44.633	2	2:25.042	3	2:07.421	pit	2:49.246								
23 Antonio ALBACETE , MAN TITAN / ESP															
1	2:24.512	2	2:11.033	3	2:34.080	4	2:03.458	5	2:06.193	6	1:59.452	7	2:25.215		
24 Fabio CITIGNOLA , MERCEDES BENZ CHROME / DEU															
1	3:25.426	2	2:06.308	3	2:10.917	4	2:02.498	5	2:03.810	6	2:01.523	pit	2:50.323		
30 Sascha LENZ , MAN TITAN / DEU															
1	3:29.089	2	2:06.267	3	2:00.383	4	2:00.783	5	2:15.755	6	1:59.544	7	2:31.414		
37 Terry GIBBON , MAN CHROME / GBR															
1	2:44.349	2	2:07.060	3	2:05.391	4	2:03.228	5	2:02.398	6	2:01.984	7	2:04.049		
38 José Eduardo Teixeir J.E.RODRIGUES , MAN CHROME / PRT															
1	3:06.813	2	2:10.201	3	2:05.727	4	2:06.022	5	2:03.651	6	2:02.550	pit	3:00.809		
44 Stephanie HALM , IVECO TITAN / DEU															
1	2:28.952	2	2:03.865	3	2:01.942	4	2:00.835	5	2:01.254	6	2:00.437	7	2:00.541	8	2:27.299
55 Adam LACKO , FREIGHTLINER TITAN / CZE															
1	3:16.865	2	2:10.014	3	2:00.992	4	2:39.655	5	1:59.438	6	2:40.533	7	1:59.632		
64 Luis RECUENCO , MAN CHROME / ESP															
1	2:42.260	2	2:04.692	3	2:03.138	4	2:19.887	pit	2:43.559	6	2:47.755	7	2:05.370		



H. ESSERS Belgian Truck Grand Prix

Circuit Zolder, length 4000 m

13. September - 15. September 2019

FIA European Truck Racing Championship

Lap by Lap warm up saturday,

FIA-Visa.No.: 6ETRC- BEL06.09.2019

69	David JENKINS , MAN CHROME / GBR														
1	3:23.315	2	2:05.733	3	2:03.992	4	2:03.070	5	2:03.326	6	2:04.223	7	2:04.625		

77	Rene REINERT , IVECO TITAN / DEU														
1	2:56.980	2	2:01.713	3	2:00.642	4	2:21.734	5	2:06.421	6	1:59.552	7	2:21.332		